



dometours

GUIDE BOOK 2011



Your journey of a lifetime begins here...



Dome Tours International
Hajj - Your Journey of a Lifetime Begins Here

© 2011, Dome Tours International

ALL RIGHTS RESERVED. This book contains material protected under International and Federal Copyright Laws and Treaties. Any unauthorised reprint or use of this material is prohibited. No part of this book may be reproduced or transmitted in any form or by any means, electronic or mechanical, including photocopying, recording, or by any information storage and retrieval system without express written permission from the author / publisher.

www.dometours.com



*In the name of Allah
The Most Merciful
The Most Gracious*





7	Welcome
8	Itinerary
10	Your team
11	Preparing for Hajj
12	Health and safety
14	What to take
16	Expectations and challenges
17	Arrival at the Airport
19	Travel in Saudi Arabia
20	Accommodation
21	The British Hajj Delegation
22	Umrah Guide
25	Whilst in Makkah
27	Hajj at a glance
30	Preparing for Hajj
32	Qurbani
33	Visiting Medina
35	Leaving Saudi Arabia
36	The DT Family & Feedback



"I had the best Hajj trip. All your team worked extremely hard therefore it was easier for us to perform Hajj. May Allah reward you and all your families, Ameen."

Subrun Alam

"One of the most memorable times was the time I have spent in Hajj; Dome Tours have made the troubled trip easy with their well organized arrangements and specially the close accommodation to Haram."

Tahsien Bek

"Just a note of Thanks and 'Jazak Allah Khair' for your support, service and guidance through the Hajj. Was a very enjoyable Hajj, May Allah ta'ala accept our efforts and Hajj."

Mr and Mrs Alvi

A warm welcome

Dear Brother/Sister

Assalamu Alaikum Warahmatu' Allahi Wabarakatuh

We would like to take this opportunity to thank you for choosing Dome Tours International as your Hajj Tour Organiser. You will shortly receive your passport with a valid Hajj visa for the year 1432/2011 along with your flight tickets, draft cheques and ID cards. If any of these documents are missing, please inform our office immediately.

During this trip you will be put through situations that will test your patience. It is important to keep in mind the main purpose of this trip, and thank Allah for facilitating this opportunity and being amongst the chosen ones to serve Him.

Dome Tours International will continue to do their utmost to assist you with the journey and make your Hajj trip as easy as possible throughout. Apart from being a team, we are all one family of brothers and sisters in Islam and we all have a hand in the overall success of the tour.

Please be patient with your brothers and sisters in the group, help each other and make Duaa' for each other. If you have any queries please refer these to the respective member of the team. This will ensure that your query is dealt by the right person.

Whilst we have not yet physically set out on our journey towards visiting "Al-Kabaa", indeed our Hajj journey commenced from the moment we made the intention and decided to fulfil the fifth and last pillar of Islam. We ask Allah to facilitate this trip for all His worshipers and be able to remember this Hajj for the right reasons Insha'Allah.

Best Regards and Salaam

Abdul-Rahman El-Helbawi (Director)
and the entire team

Dome Tours International

Hajj 2011

	HAIJ	OCT / NOV	EXTENDED TOUR	2 WEEK TOUR
WED	29	26		
THUR	30	27	DEPARTURE	
FRI	1	28	UMRAH	
SAT	2	29	REST	
SUN	3	30	PROG	
MON	4	31	PROG	DEPARTURE
TUE	5	NOV 1	PROG	UMRAH
WED	6	2		
THUR	7	3	HAJJ PROG AND PLAN	
FRI	8	4	MINA	
SAT	9	5	DAY OF ARAFAT = MINA - ARAFAT - MUZDALIFAH	
SUN	10	6	EID DAY = MUZDALIFAH - MINA - MAKKAH - MINA	
MON	11	7	STAY IN MINA	
TUE	12	8	STAY IN MINA	
WED	13	9	OPTIONAL STAY IN MAKKAH	
THUR	14	10	MADINAH	
FRI	15	11	REST/ZIYARAT	REST/ZIYARAT
SAT	16	12	ZIYARAT	ZIYARAT
SUN	17	13	RETURN	REST
MON	18	14		RETURN
TUE	19	15		

Programme

Dates are approximate & subject to moon sighting & flight confirmation

- 27th- 31st Oct:** Arrival in Makkah and performance of Umrah
- 1st- 4th Nov:** Stay in Makkah; visits to historical sites; lectures
- 4th Nov:** Move to Mina; rest here and prepare to go to Arafat the following day
- 5th Nov:** Leave for Arafat in the morning and stay here till sunset; head to Muzdalifa and spend the night here
- 6th Nov:** Wake up in Muzdalifa; leave for Mina after sunrise; take rest and prepare to leave for Jamarat followed by Tawaf in Makkah and then return to Mina before Fajr
- 7th-9th Nov:** Stay in Mina; programme includes lectures and reminders. Those who wish to stay in Mina for only 2 nights may return to Makkah and those who choose to stay for the full duration may do so. Arrangements will be made for both groups.
- 10th Nov:** Depart for Medina
- 10th -14th Nov:** Stay in Medina; programme will include a visit to historical sites
- 13th –14th Nov:** Return flight to London

IMPORTANT: All groups will stay in Medina for 3 nights.

Your team

Sara Sabie

Bookings & administration (English & Arabic)

Abo Adam Louani

Office Director (English & Arabic)

Abdelrahman El Helbawi

Company Director (English & Arabic)

Na'eem Raza

Director of program (English, Urdu and Punjabi)

Abdul Wahid Daar

Group leader and administration (English, Urdu, Arabic and Punjabi)

Ammar Tamimi

Group leader & logistics (Hajj ministry) (English and Arabic)

Abu Hasan Nowfal

Group leader & logistics (Hajj transport) (English and Arabic)

Khalid Et Turk

Group leader and logistics (Mina) (English and Arabic)

Batool Al Toma

Group leader & ladies coordinator (English)

Additional team during Hajj

Ismail

(senior) Hajj logistics (Arabic)

Othman Abdu

Hajj logistics (Mina Transport) (English and Arabic)

Saeed Kidri

Hajj logistics (Mina Transport) (English and Arabic)

Muhammed Amin

Camp security (Arabic)

Bell boys & camp security (Arabic)

Shaikh Abdel Rehman Abid

Mufti & religious guide (Urdu, Arabic and English)

Shaikh Zakaria Siddiqi

Mufti & religious guide (Arabic & French)

Shaikh Tammir Darwish

Mufti and religious guide (Arabic & English)

Guidance and Training:

- We have 4 scholars accompanying us to guide and lecture our pilgrims during the trip; between them, they speak Arabic, English, Urdu and French.
- Sisters who are knowledgeable and experienced and have performed Hajj several times will accompany the group in order to support and guide the sisters in the group.
- We also have a group of over 10 experienced volunteers to help and guide the group. Collectively they speak Arabic, English, Urdu, Punjabi, and French.

Preparing for Hajj

Taking time to prepare in advance for the journey ahead is the most ideal way to achieve a satisfactory Hajj. This can include collecting all items required for the trip as detailed in the checklists, reading, attending seminars, preparing mentally and spiritually. But also bear in mind that the trip will require considerable walking, it is thus advisable to undertake some form of physical exercise in preparation.

Preparing the Mind

GUIDE BOOKS

- HANDBOOK FOR HAJJ AND 'UMRAH: By Sarwar Alam Raz, 1999 The Islamic Foundation, UK.
- HAJJ & 'UMRAH FROM A TO Z: By Mamdouh N. Mohamed, 1996 Mamdouh N. Mohamed, USA.
- HAJJ AND UMRAH MADE EASY by Dr Taqi Hashmi and Adnan Malik

REFERENCE BOOKS

- FIQH US-SUNNAH; HAJJ AND 'UMRAH (VOL. 5): As-Sayyid Sabiq, 1992 A.T.P., USA.
- INNER DIMENSIONS OF ISLAMIC WORSHIP: Al-Ghazali, translated by Muhtar Holland, 1983 The Islamic Foundation, UK.

GENERAL READING

- One Thousand Roads to Mecca: Ten Centuries of Travellers Writing about the Muslim Pilgrimage, Grove Press, 1998
- THE HADJ; A PILGRIMAGE TO MECCA: By Michael Wolfe, Secker & Warburg Ltd. 1994
- THE DIFFICULT JOURNEY: Ahmad Thomson, 1994 Ta-Ha Publishers, UK.

- THE WAY BACK: Ahmad Thomson, 1994 Ta-Ha Publishers, UK.
- JOURNEY TO MAKKAH: Murad Hofmann, 1998 Amman Publications, USA.
- THE HAJJ; THE MUSLIM PILGRIMAGE TO MECCA AND THE HOLY PLACES: F.E. Peters, 1994 Princeton University Press, USA.
- THE PERSONAL NARRATIVE OF A PIGRIMAGE TO AL-MADINAH & MECCA (2 Vols.): By Sir Richard F. Burton, Dover Edition (Unabridged republication of the Memorial Edition, 1893)
- THE WATER OF ZAMZAM: Majdi Ibrahim, 1996 Dar Al-Taqwa, UK.

ILLUSTRATED BOOKS

- MECCA THE BLESSED, MEDINA THE RADIANT, THE HOLIEST CITIES OF ISLAM: Photographs by Ali Kazuyoshi Nomachi, Essay by Seyyed Hossein Nasr,

WEB SITES

- www.soundvision.com
Sound Vision will be offering online classes on Hajj to those who are committed for Hajj.
- www.ummah.net/hajj
Saudi Arabian Ministry of Hajj presents a complete guide to rules and regulations for pilgrims and travel agents.
- www.geocities.com/al_hajj
Al-Hajj and Umrah information portal.
- www.dometours.com
Dome Tours Hajj Seminar

You can also try watching videos, listening to CDs, attending seminars and talking to friends and family who have performed Hajj before.

Health and safety tips

Important

If you have a health condition, seek your doctor's advice to help you decide whether you are fit to travel and if you are, then ask your doctor to confirm it in writing.

If you are on medication, take a supply long enough to last you through the trip.

Vaccinations

Meningococcal A, C, W₁₃₅ and Y is obligatory
Your GP will give you advice on other vaccinations

Hajji Flu: Everyone gets it. Be Prepared!
Can be severe or light – best to have the Flu jab before going on Hajj

Hydration: Very important to drink enough fluids e.g. Water, preferably Zam Zam, rather than fizzy drinks (Yoghurt drink)

Diet: Be careful where you eat from outside vendors. Eat plenty of fresh fruit.

Footwear

The need for good comfortable, sensible footwear cannot be overemphasised.

Blisters can cause a problem if not treated promptly

Sore feet from walking on hard marble – suggest slipper socks for women

Soreness from rubbing 'skin on skin' in heat (e.g. inner thighs) – use Vaseline.

Sisters

You can delay your period for a time by using Norethrestrone. Speak to your GP and get full advice on how and when to use it.

During Hajj

Drink plenty of fluids and always carry a small water bottle with you. Additionally, in order to prevent cramps and headaches and support blood circulation before long journeys take:

Baby Aspirin 70mg, Rehydran or Diorolite (sachets to dilute in water)

Avoid tap water and unhygienic food.

For aches and pains: Ibuprofen, Paracetamol, Algesan cream

For diarrhoea: Imodium tablets

For coughs: honey and lemon, black seed oil
Beware of direct sunlight. Stay in the shade or use an umbrella.

When coming to crowded places

(Tawaf, Jamarat etc.):

Be patient

Do not rush

Do not take any bags or valuables

Do not bend down to pick up anything (life risk!)

IF YOU NEED TO SEE A DOCTOR, THE SAUDI AUTHORITIES PROVIDE FREE MEDICAL SERVICES FOR ALL PILGRIMS.

ALTERNATIVELY, YOU CAN SEEK ADVICE FROM ANY OF THE DOCTORS AND PHARMACISTS WITHIN OUR GROUP.

Medical Contact Points in Saudi

Telephone numbers for the emergency services in Saudi Arabia are:

1. Ambulance 997
2. Police 911

There are medical facilities for pilgrims at the Great Mosque in Makkah should you require medical assistance. Clinics have a white sign with a red crescent and can be found at the following locations:

1. Bab Ajjad: Door number 5.
2. Bab Abdul Aziz: Door number 1.
3. Bab Fatah: Door number 45.

Hospitals in Makkah include the Ajjad Hospital and Noor Hospital. In Madinah there is no medical clinic at the Great Mosque but a Saudi-German Hospital is located nearby. Additionally, the Foreign Office sends an official annual British Hajj Delegation to Saudi Arabia annually which runs a medical clinic. The delegation's details will be announced prior to Hajj.

Other useful telephone numbers in an emergency:

FCO British Hajj Delegation:
+ 966 (0) 2 549 6000

British Consulate-General, Jeddah:
+966 (0) 2 622 5550



What to take, What to wear

List of recommended travel items for Hajj

- Ihram
- Sandals or slippers (preferably used ones)
- Vitamin tablets
- Wet wipes
- Surgery mouth masks
- Rennies
- Imodium, Lip Balm
- Pain killers e.g. Paracetamol, Annadin, Ibuprofen
- Savlon cream and a supply of plasters
- Sun block cream
- Travel sickness tablets
- Prescription drugs if needed (e.g. Ventolin, diabetic medicines etc.)
- Toothbrush, mouthwash, toothpaste etc.
- Bath towels, face towels
- Hairbrush
- Feminine toiletries (non-perfumed)
- Cash for your expenses

Note: American Express is not accepted everywhere. Credit Cards are accepted for many items

Buy a strong suitcase!

Reasonable size – think about getting it on top of the bus and being thrown around!

Hard case is preferable to soft but either will do. Try to find an innovative way of identifying your suitcase – very useful when there are so many similar styles and colours.

A few more important suggestions & why

- **Sunglasses**
Sunglasses are essential for those whose eyes are seriously strained by the bright sunlight
- **Money* / ATM cards**
Cash works well, plenty of exchanges
- **Money belt/Waist pouch**
To keep money, passport & valuables
- **Water bottle**
Hydration is important! In the interest of ecology and recycling our advice is that you purchase water for your journey in the departure lounge and try to use the container (a plastic bottle) right throughout your Hajj refilling it constantly with Zam Zam for your use. See if you can arrive back in the UK with the same bottle - well done!
- **Umbrella**
Optional; available there.
- **Electric shaver/trimmer**
For shaving your own/other brother's heads (only if out of Ihram)
- **Scissors****
For cutting hair, small pair of nail scissors ideal
- **Qur'an & books**
Your 'own' Qur'an; Any Hajj reading
- **Note book and pen**
For taking notes during talks/reminders
- **Padlock for safety deposit box**
Needed for safety deposit boxes

*How much spending money will you need? Don't get carried away with shopping. You'll regret it in retrospect. Dates & Zamzam are ideal gifts.

**Pack all scissors and knives in main luggage.
These will be confiscated if left in hand luggage.

Be sure to put all the liquids you are carrying on board the aeroplane in a clear plastic bag and keep them within the 100ml restrictions

What to wear

Men:

Ihram

Belt, safety pins etc

Comfortable sandals, shoes

Generally thawb with pyjamas underneath

Or normal comfortable clothing

Women:

Loose, comfortable clothes with pyjamas, loose trousers, underneath - Abayah / Shalwar Kamees

Comfortable shoes/sandals are essential on Hajj. Buy your footwear now and wear them regularly so that your feet are used to them before Hajj. Good Sandals should be purchased from Clarks or any outdoor shops. If you have old sandals your feet are used to and are fit for the purpose – best to use them. Crocs are ideal for Hajj for both men and women. They are light and because they do not absorb water and dry out quickly they are ideal for the regular making of Wudu as well.


We would not recommend flip flops unless you are accustomed to wearing them regularly. Please note that the amount of walking done on Hajj requires good footwear.

Additional Advice

- You must only bring the amount of luggage that you can carry as you are responsible for your own luggage.
- Please use discretion with beggars. Although you may meet many needy people, there are also many professional con artists 'working' the Hajj.

And last, but not least

- Begin everything with Bismillah.



Expectations and challenges

Like any trip, there is always a possibility that things do not go according to plan.

Due to the number of people on Hajj, there are usually delays. Please be understanding and patient. The group leaders will keep you informed at all times.

The weather in Saudi can be quite hot at this time of year and it is important to remain within the shade, wear sunglasses and drink plenty of water.

Once again, the level of traffic results in congestion regularly. Sometimes it may be quicker to walk the shorter distances. We will advise you of the best route in most scenarios.

With so many people in one place from all over the world, diverse cultures and traditions during such an intense trip, tempers can flare and result in arguments. Please do your utmost to remain calm and be forgiving. Remember this is Hajj. It is a once in a lifetime opportunity for many of us and we want to ensure that our worship is accepted and without difficulty of any kind.

Working as a group

Mutual Responsibility:

- Responsible for each other
- Ensure no-one is left on their own
- Being aware of others' needs/likes/dislikes
- Not intruding by giving our unsought for opinions [on issues of Fiqh especially]

Shura:

- An opportunity each day for a reminder about the rites of Hajj we will be performing. A chance to consult and ask questions.
- Always consult us if you wish to do something separate from the group e.g. Visit the Mountain of Light.
- We are available 24hrs a day. If you have any concerns, difficulties or requests please come to see us.
- In case of an emergency, the decision of the team and group leader will be final.

Individual Responsibility:

- Ultimately, this is your Hajj! You are performing an act of worship. You are responding to the call. So you must exert yourself to perform your Hajj to the very best of your ability. Your intention & your supplication are of prime importance.
- We are facilitators. We will do all in our power to ensure that you get to the places you're supposed to be at within the correct times. Please remember that success is from Allah alone.
- If, God forbid, there are any unforeseen circumstances, we expect our group to comply with our instructions for the good of the whole group.

Arriving at the airport

Flying from London Heathrow

Heathrow Airport has excellent facilities in terms of cheap long stay car park and also flights from cities out of London.

More info about the airport can be obtained from: www.heathrowairport.com.

The food served on board during our flight [Turkish Airlines] is Halal.

Please note the baggage allowance is usually 20Kg per passenger and 10kg only for hand luggage.

What will happen at Heathrow Airport?

Please Arrive at Heathrow Terminal 3 at least three hours prior to flight time. Make your way to the Turkish Airlines check-in desk, where you will be met by Dome Tours International personnel. Please remember to keep your Ihram and slippers in your hand luggage. (Brothers). Also, we suggest you label your luggage ensuring the brightly-coloured luggage tags included in your gift bags are used. These will hopefully make our passengers' luggage more identifiable.

Process at Istanbul

We will change flights at Istanbul Airport where you will be able to change into Ihram. The Meeqat will be announced en-route between Istanbul and Jeddah. We will make our intention at this time and NOT at Istanbul airport.

What will happen at Jeddah Airport?

Arriving at Jeddah airport can be a daunting experience and we advise reading this section in advance to familiarise yourself with some of the issues you may face.

Due to the large number of pilgrims arriving from all over the globe, there are certain procedures taken by the Saudi authorities to ensure that every single pilgrim will be assigned to a group and that his or her passport will be kept safely with the "Mutawwef" also known as "Muallem" until they leave Makkah and then it will be kept with another mutawwif in Medinah.

The Saudi Pilgrimage Authority (SPA) has divided the world into regional sectors and assigned the service of pilgrims to establishments dealing with their country of residence. The establishment is composed of number of offices which deals with the pilgrims.

Our group is under the establishment of Turkish, American & European pilgrims. And our office is number 33, the office also known as Mutawwef or Mua'llem. The offices responsibility is to safe-keep our passports, facilitate our transportation during our stay & provide accommodation in Mina, Arafat & Muzdalifa.

Arrival

(Please note that if you are travelling with our group, all the paper work will be carried by the Dome Tours Group Leaders, however it is

important you read this as it will provide you with enlightening information regarding your Hajj trip)

Step one:

Upon your arrival at Jeddah Airport Hajj terminal you will be stationed in a large room where you will have to wait till the passport hall becomes available.

The waiting time in the large room is dependent on whether a flight has arrived prior to your arrival and if so how fast the passport officers are processing our passports. For your information it could take up to 3 hours to go through immigration control. (This is just an approximation)

After your passport has been stamped you collect your luggage and go through security check. Since you are in a group please consider your fellow members in your group and try your best not to delay by making sure you have all your bags clearly labelled with your name and address.

Then you exit the hall where you will see a counter just outside the door where your Hajj draft cheques are collected and replaced by the transportation vouchers.

There will be porters who will collect your luggage and place them on trolleys while you are at the counter. Make sure that you know where they have placed your luggage and do not lose track of your luggage.

Step Two:

Now you have to go to the European pilgrim's establishment. Once you have handed your passport to them telling them that you would like to go to Makkah, they will recognize which

Mutawwif or "Muallim" office you should attend from the bar code on your passport. This bar code informs the ministry of Hajj and the concerned authorities of your Hajj operator and addresses of your group in Makkah & and Medinah.

The establishment will let you know of an approximate time of departure to Makkah by coach.

Food facilities and rest areas are available at the Hajj terminal. You can freshen up; have something to eat as it may take up to 1-3 hours till you leave for Makkah.

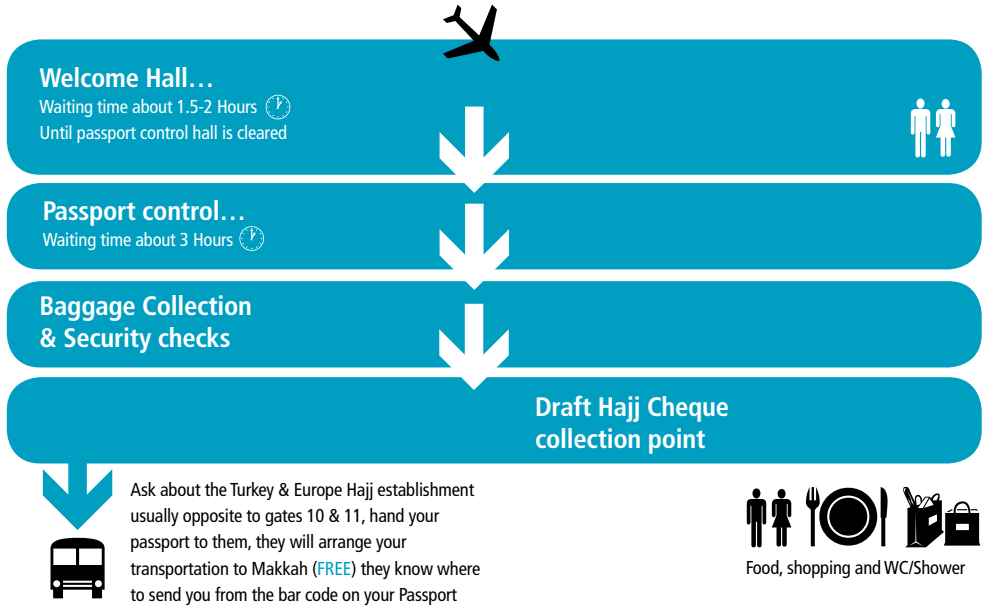
When you start boarding, the establishment of European pilgrims will take your passport and it will be given to the coach driver who is taking you to Makkah.

Step Three:

Makkah is only 96km (60m) from Jeddah however due to traffic during the Hajj season the journey may take 2-3 hours. Upon your arrival to Makkah the coach will take you to the Mutawwif (Muallim) office where the driver will hand over your passport for safe keeping and you will be given a wrist band which has the details of safe box where your passport is stored as well as the address of the Mutawwif (Mua'llim). You have to wear the wrist band immediately and for the rest of your duration in Makkah.

The Mutawwif (Mu'allim) will then send a guide with the coach to take you to our hotel or he will provide a car to take you there. The service is already paid for and you are not expected to pay anything.

Hajj Terminal Airside



Travel in Saudi Arabia

Travel in Saudi Arabia is arranged in air-conditioned coaches. This includes two round trips:

1. **BEFORE & AFTER HAJJ:** - A round trip from Jeddah Airport to Makkah, from Makkah to Medina after the completion of Hajj and then from the hotel in Medina to Medina airport for the return journey to London.
2. **DURING HAJJ:** - A second round trip from the hotel in Makkah to Mina, from Mina to Arafat and then to Muzdalifa where we spend the night. After sunrise, we depart for Mina and remain there until the end of Hajj*. Arrangements for those who choose to stay in Mina for only two

days after Eid day for their journey back to Makkah will be made as well as for those who decide to stay for the full three days.

*Please note that there are no official arrangements made by the Saudi Authority for the trips to Jamarat and Makkah during the stay in Mina. Pilgrims are expected to make their own arrangements. Dome Tours will organise groups to facilitate this part of the Hajj.

Guided tours to historical places in Makkah & Madinah are arranged by Dome Tours International in addition to the round trips detailed above

Accommodation

4★★★★ Package

MAKKAH

Bed, Breakfast and Dinner

350 metres from the Haram, 7 minutes walk

Al-Oulayan

Located in the district of Ajyad in Mecca and only 350m from the Haram, Al-Oulayan is a very good standard hotel. Its location in the best artery in the holy city is the thing that characterizes it most. This 4 hotel is air-conditioned with 13 floors, 8 lifts and a capacity of 4500 beds. The hotel was renovated recently. You can relax in your rooms, which are elegantly furnished and equipped with air conditioning, telephone, mini-fridge and bathroom.*

MEDINA

Bed, Breakfast and Dinner

2 minutes walk away from Haram

Dallah Taibah

Adjacent to the Masjid Al-Nabawi at Zaid Ibn Thabit Street, Central District, Dallah Taibah Hotel is a good choice for business travelers and pilgrims visiting Madinah. Each guestroom in the Dallah Taibah Hotel is equipped with designer décor, a full-sized work desk, excellent views, satellite TV, high-speed Internet access and a full-sized bathroom with tub. The hotel has room services, a lounge with snacks and beverages, same day laundry and dry cleaning services (open seven days a week), and 24-hour front desk service.

Mina

Accommodation in Mina is in air-conditioned tents provided by the Hajj Ministry for use by European pilgrims. They are clean and regularly serviced. These tents are approximately 40 minutes (walking distance) from the Jamarat. Food will be supplied throughout the days of Hajj. We arrange guided walks to Jamarat and back to the tents with our experienced team. During our stay in Mina we will have a regular programme consisting of talks and reminders with the respected scholars who are accompanying the group.

5★★★★★ Package

MAKKAH

Bed, Breakfast and Dinner

3-4 minutes walk from the Haram

Elaf al-Mashaer

Elaf Al Mashaer offers non-smoking rooms with free Wi-Fi and fresh pastries in its lobby lounge. Located on Ajyad Road, the hotel is less than 250 metres from Al-Masjid al-Harām. All air-conditioned rooms are decorated in soft, neutral colours and feature an armchair and work desk in the living area. Each room has a flat-screen TV, a tea / coffee maker and fridge. Regional dishes such as Arabic bread, spicy stews and international cuisine are served in Al Multazim restaurant. Al Maqam Coffee Shop overlooks Ajyad Street and is open for breakfast, lunch and dinner.

MEDINA

Bed, Breakfast and Dinner

Just opposite the Masjid Al Nabawi

Dar Al Iman Intercontinental

Probably one of the best 5 star hotels in Madinah. Madinah Dar Al Iman Intercontinental is situated opposite the Holy Prophet's Mosque. It has very spacious rooms with luxury furniture, comfortable beds, dressing area with privacy, marbled bathroom, LCD TV with Satellite channels, panoramic view of Prophet's Mosque, safe box, mini-fridge and wireless internet. Rothana Restaurant elegantly located on mezzanine floor with magnificent view of the Prophet's Mosque, serving International and Oriental cuisine. Coffee and tea lovers will enjoy the casual atmosphere and flavourful variety of teas and coffees offered at Kheyma Coffee.

Arafat

Here we are also accommodated in the European pilgrims' zone. All tents are very basic.

Muzdalifa

Please note there are no tents in Muzdalifa as the Hajj authorities have not established any here.

We provide a roll-up mattress & blanket for our pilgrims to use during the days of Hajj.

British Hajj Delegation

With around 25,000 British Muslims performing the Hajj each year, the UK Government has been despatching a Hajj Delegation each year since 2002. They offer a consular and medical support service for British Hujjaaj. The British Hajj delegation provides the following advice and support: We hope that you have a trouble-free Hajj. If something does go wrong, the British Hajj Delegation can provide consular and basic medical help (see below). The delegation is a team of volunteers from the British Muslim community. They will be in Saudi Arabia throughout the Hajj to provide help and assistance to British Hajjis. The delegation will include a team of doctors. They will be accompanied by Muslim staff from the Foreign & Commonwealth Office. Working with the British Consulate General in Jeddah, the delegation will provide you with a wide range of Consular services and assistance. (Taken from FCO Leaflet 2009)

The Delegation Can:

- Provide information on how to transfer money
- Provide contact details for local lawyers and hospitals
- Arrange for a next of kin to be told of an accident or a death and advise on procedures
- Offer medical advice and assistance

The Delegation Cannot:

- Become involved in any disagreements e.g. pilgrim and tour operator disputes, lost baggage disputes
- Rearrange travel bookings
- Pay your hotel, legal, medical or travel bills
- Get you out of prison

- Give legal advice
- Intervene in court cases
- Investigate a crime

Additional Information

- Check the FCO current travel advice for Saudi Arabia at www.fco.gov/travel or call 0845 850 2829.
- Check that you have the correct tickets and ticket details.
- Make sure that you book your tickets through an ATOL registered tour operator to avoid unnecessary difficulties. (Dome Tours are an ATOL Registered Operator)
- Have contact details for your tour operator in the UK and their representatives in Makkah.
- Get travel insurance for all aspects of your journey. There are Shariah compliant insurance policies available.
- Check that you have had the required vaccinations for your pilgrimage, and that you have vaccination cards with you.
- Ensure that your passport is in good condition and the necessary visas are in place.
- Make copies of your passport, insurance policy plus emergency numbers and ticket details. Leave these copies, your itinerary and correct contact details with family and friends back in the UK.
- Individuals on medication should make sure that they have adequate quantities to get them through the Hajj period. Existing medication should be clearly labelled for each individual. Please ensure you have good quality footwear as you may have to walk long distances.

Umrah Guide

Umrah in 5 steps:

1. Tawaf
2. 2 Rakat at Maqame Ibrahim
3. ZamZam
4. Sai' between Safa and Marwah
5. Cutting or shaving of the hair

Tawaf:

When one arrives at Makkah, he should make Tawaf around the Ka'bah, as a gesture of greeting Al-Masjid Al-Haraam. This is done by circling the Ka'bah seven times in the counterclockwise direction, starting from the black stone with Takbeer and ending each circle at the Black Stone with Takbeer, keeping the Ka'bah to one's left.

2 Rakat at Maqam Ibrahim:

Then the pilgrim goes to Maqam Ibrahim (Ibrahim's Station), and performs two rak'ah behind it, close to it if possible, but away from the path of the people making Tawaf. In all cases one should be facing the Ka'bah when praying behind Maqam Ibrahim.

Zam Zam:

Upon completion of the 2 rakat at Maqam Ibrahim, one should drink some Zam Zam water calling to mind the supplications and etiquettes of the Prophet (Peace be upon Him).

Sa'i:

The next rite is to make Sa'i between Safa and Marwah. The pilgrim starts Sa'i by ascending the Safa. While facing the Ka'bah he praises Allah, raises his hands and says Takbeer "Allah-u Akbar" three times, then makes supplication to Allah.

Then the pilgrim descends from the Safa and heads towards the Marwah. One should increase the pace between the clearly marked green posts (Men Only - women to continue walking at their normal pace), but should walk at a normal pace before and after them. When the pilgrim reaches the Marwah, he should ascend it, praise Allah and do as he did at the Safa. This is considered one round and so is the other way from Marwah to Safa. A total of seven rounds are required to perform the Sa'i.

Cut/shave the hair:

After Sa'i, the Muslim ends his 'Umrah rites by shaving his head or trimming his hair (women should cut a finger tip's length from their hair). At this stage, the prohibitions pertaining to the state of Ihram are lifted and one can resume his normal life.

There are no required formulas or supplications for Tawaf or for Sa'i. It is up to the worshiper to praise Allah or to supplicate Him with any acceptable supplication or to recite portions of the Qur'an. Although it is recommended to recite the supplications that the Prophet, *salla Allah-u alaihe wa salam*, used to say during the performance of these rites.

Intention For Umrah نية العمرة

لبيك اللهم عمرة

Labbayk Allahumma 'Umratan
Here I come Allah to perform 'Umrah

Intention for Hajj (Tamattu') نية حج التَّمَتُّع

لبيك اللهم عمرة متمتعا بها إلى الحج
Labbayk Allahuma 'Umratan Mutamatti'an
biha ila al-Hajj

Talbiyah التَّلْبِيَّة

(to be repeated from time to time)

لبيك اللهم لبيك، لبيك لا شريك لك لبيك
إن الحمد والنعمة لك والملك لا شريك لك
لبيك

Labbayka Allahumma Labbayk, Labbayka
La Shareek Laka Labbayk, Inna al-Hamda
Wa an-ni'mata Laka wa al-Mulk, La Shareek
Laka Labbayk.

Here I come Allah, Here I come, I bare witness
that no one is to be associated to You, Here I
come. Indeed all praise, blessings and kingship is
all to You. No one is to be associated to You.

Upon Entering Makkah عند دخول مكة المكرمة

اللهم اجعل لي بها قرارا
ارزقني فيها رزقا حلالا
Allahuma Ij'al lee Biha Qararan
Wa Iruzuqnee Fiha Rizqan Halalan

Oh Allah grant me establishment in here, and
provide me with pure provisions

Upon Entering the Mosque

عند دخول المسجد الحرام

اللهم افتح لي أبواب رحمتك
Allahumma Iftah Lee Abwaba Rahmateka
O Allah open for me the doors of Your Mercy

Remember: Allah Has granted you an acceptable
dua'a for your first glance of Ka'aba so
lower your gaze, do not look at the Ka'ba until
you get as close as possible to it, then raise your

head, look at the K'aba and say:

الله أكبر، لا إله إلا الله، اللهم أنت السلام
ومنك السلام فحينا ربنا بالسلام، اللهم زد
هذا البيت تشريفا وتعظيما

Allahu Akbar, la Ilaha Ila Allah, Allahumma
Zed hazza Al-Bayta Tashreefan Wa
Ta'zeeman

Allah is Great, there is no God but Allah, O Allah
Your are Salute, and from You is Salute, So our
Lord greet us with Salute. O Allah increase the
honor & glory of this house.

Also make a long Dua'a, as Allah Has promised to
accept your Du'a.

Circumambulation بداية الطواف

Start Your Tawwaf in line with the Black Stone:
Raise your Hand towards the black stone, and Say

بسم الله، الله أكبر
Bismillah, Allahu Akbar

As you walk between the Yamani Corner (the one
before the black stone) and the Black Stone say

رَبَّنَا آتِنَا فِي الدُّنْيَا حَسَنَةً وَفِي الآخِرَةِ حَسَنَةً
وَقِنَا عَذَابَ النَّارِ

Rabbana Atina fi al-Dunnya Hasanatan, Wa
fi al-Akherati Hasanatan wa Qena 'azaba
al-Nnar

"Our Lord! Give us good in this world and good
in the Hereafter, and defend us from the torment
of the Fire!"

After you finish your Tawaf (7 circles)

You go behind Maqam Ibrahim (station of Ibrahim) & Say:

واتخذوا من مقام إبراهيم مصلی

Wa ittakhethu min maqami Ibrahima

Musalla

and take ye the Station of Abraham as a place of prayer;

Pray 2 Rakat & recite the following Suras in the 1st & 2nd:

1- سورة الكافرون

2- سورة الإخلاص

Drinking Zamzam Water شرب ماء زمزم

Then drink as much as you possibly can, make as much Dua'a as you can. You can say:

اللهم إني أسألك علما نافعا، ورزقا واسعا،

وشغاءا من كل داء

Allahumma Inee As'aluka 'Iman Nafi'an, Wa Rizqan Wasi'an Wa Shifa'an min Kulle Daa'

O Allah I ask you to grant me useful knowledge, wide provisions, and a cure to all diseases

Go towards both mounts: As-safa & Marwa, and say:

إِنَّ صَفَاً وَالْمَرْوَةَ مِنْ شَعَائِرِ اللَّهِ فَمَنْ حَجَّ
الْبَيْتَ أَوْ اعْتَمَرَ فَلَا جُنَاحَ عَلَيْهِ أَنْ يَطَّوَّفَ بِهِمَا
وَمَنْ تَطَوَّعَ خَيْرًا فَإِنَّ اللَّهَ شَاكِرٌ عَلِيمٌ

"Inna as-Safa wa al-Marwata min Sha'a'ere Allah, Faman Hajja al-Bayta awe 'tamara fala Junaha 'alayhi an yattawwafa bihima, waman Tattawwawa' khayran fa'enna Allah Shakirun 'aleem"

Behold! Safa and Marwa are among the Symbols of Allah. So if those who visit the House in the Season or at other times, should compass them round, it is no sin in them. And if any one obeyeth his own impulse to Good, be sure that Allah is He Who recogniseth and knoweth.

أَبْدَأُ بِمَا بَدَأَ اللَّهُ بِهِ

Abda'o Bima Bada'a Allahu Bihi

I begin with what Allah Has begun with (Start from Mount As-Safaa)

Every time you stand on As-Safa or Al-Marwa look towards the Ka'aba and say:

لا إله إلا الله، الله أكبر، لا إله إلا الله وحده لا شريك له، له الملك وله الحمد يحيى ويميت وهو على كل شيء قدير
لا إله إلا الله أنجز وعده ونصر عبده وأعز جنده وهزم الأحزاب وحده

La Ilaha Illa Allah, Allah Akbar

La Ilaha Illa Allahu Wahdaho La Shareek Laho, Laho al-Mulko wa Laho al-Hamdo, Yuhiee wa Yumeeto wa Howa 'ala Kulle Shai'en Qadeer

La Ilaha Illa Allah, Anjaza Wa'daho, Wa Nasara 'abdaho, wa 'a'aza Jundaho wa Hazama al-'Ahzaba Wahdaho.

There is none worthy of worship except Allaah and Allaah is the Greatest. There is none worthy of worship except Allaah, He has no partner. To Him is sovereignty and perfect praise. He gives life and causes death, and He is the Power to do everything. There is none worthy of worship except Allaah, who fulfilled His promise, supported His Slave, and defeated the confederates alone.

Whilst in Makkah

Lectures

An Umrah lecture will be provided shortly after arrival. There will be regular lectures throughout the trip and opportunities to seek advice from the Dome Tours reps and the accompanying scholars on any issues of concern.

Making the most of the Haram

It is important to make the most of the Haram and the Great Mosque. Ensuring that you use your time wisely is key and we recommend developing a regular worship and rest routine:

- The 5 daily prayers
- Making Tawaf
- Reading Qur'an
- Making dhikr
- Sitting in the mosque and contemplating
- Resting at regular intervals
- Visiting friends and family from other groups

What and where to buy in Makkah

Makkah has always traditionally been a trading city and even today it offers a wide variety of shopping experiences; from the traditional souk bazaars to modern shopping centres. However always remember the price can only be obtained by haggling.

Places to eat

Makkah also offers a wide variety food outlets with traditional Indian/Arab restaurants and modern fast food outlets. However we advise playing it safe when eating, being too experimental can have dire stomach consequences which could jeopardise your Hajj experience.

Mobile Phone and Internet Access

Mobile phones are available in stores located in most shopping centres. We would recommend you take with you a mobile phone with you, ensure it is unlocked. Telephone sim cards are available in most shopping centres and some hotels. Due to excessive cases of pick pocketing we would advise against taking an expensive mobile phone. Limited internet access is available in Net Cafes based in Makkah and Madinah.

Visiting Jeddah

Some people have relatives or friends in Jeddah and would like the opportunity to visit. This requires special permission and needs your presence at the Mutawif's office. Please liaise with one of the group leaders to establish the correct process.

VISITING HISTORICAL SITES IN MAKKAH

We will arrange a visit to important sites in Makkah before the days of Hajj.

GHAAR THAWR

- This cave is located at Jabal Thawr in the south of Makkah.
- There the Prophet (sas) hid with Abu Bakr (ra) when they migrated to Madina

MINA

- Mina extends from Wadi Muhassar up to the JAMARAAT, which is located at the boundaries of Mina, next to Makkah.
- In the time of Jahiliyya, Mina was a great

yearly market, where people were showing off with their forefathers.

- At the Jamratul-'Aqaba the Prophet (sas) accepted the bay'a (oath of allegiance) of the Ansar.
- Mina is the place where pilgrims spend most of their time during the days of Hajj, worshipping Allah ta'ala by Reading Qur'an, Du'aa, Dhikr, eat, drink, and get to know people.
- The Prophet (sas) had his tent at Masjid al-Khaif in Mina, where seventy Prophets have prayed before the Prophet (sas).

'ARAFAT

- 'Arafat is the place where the Prophet (sas) spent the 9th of Dhul Hijja from noon until after sunset invoking Allah ta'ala.
- 'Arafaat is a plain ground, not a mountain as many people falsely believe. Jabal al-Rahma is the mountain at 'Arafat, where the Prophet (sas) stood to say his prayers.
- When the Prophet (sas) performed his Hajj, he received the last revelation, which is "Today I have perfected your religion for you, completed my favour upon you, and have chosen for you Islam as your religion" on the day of 'Arafa in 'Arafa.
- It is said that 'Arafat is the location where Adam and Hawa met for the first time after they descended to Earth.

MUZDALIFA

- Muzdalifa is the place where the pilgrims are commanded to stay overnight after leaving 'Arafat at the night of the 10th.
- It is situated between Muhassir and al-Madiq.
- In Muzdalifa there is a mountain called al-Akhshabayn. When the Prophet (sas) returned from Ta'if after giving Da'wa and

being stoned, Allah (swt) offered him a chance to destroy the people of Ta'if by placing the mountain of al-Akhshabayn on top of them, but he refused out of mercy.

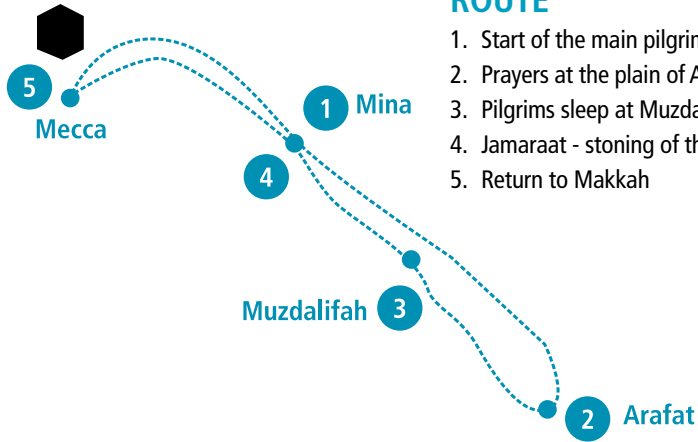
GHAAR HIRA'

(Drive by only – pilgrims may make their own arrangements to visit the cave)

- This is a cave at the top of mountain Jabel Al Noor, where the Prophet (sas) often went to meditate and ponder about God and creation. He usually sought the mountain's solitude in order to devote himself to worship, taking along his provision for several days.
- There he (sas) received the first revelation, when angel Jibril ordered him to "Read!" and he would say "I cannot read!" three times being pressed hardly by the angel until he said "What shall I read?" and the beginning of Sura "Iqra'" was revealed.



Hajj at a glance



ROUTE

1. Start of the main pilgrimage
2. Prayers at the plain of Arafat
3. Pilgrims sleep at Muzdalifah
4. Jamaraat - stoning of the pillars
5. Return to Makkah

MAKKAH - MASJID AL-HARAM

- Circumambulation of 'Umrah/or arrival [Tawaf al-'Umrah/al-Qudum]
- 2 rakat prayer at the station of Ibrahim
- Zamzam
- Run between Safa & Marwah 7 times [Sa'i]
- Cut hair and change out of Ihram
- UMRAH COMPLETE!

8TH DHU'L-HIJJAH - MINA

- Go anytime after Fajr
- Pray 5 prayers (shortened but at their respective times)

9TH DHU'L-HIJJAH - 'ARAFAT

- Leave Mina after Fajr
- From Dhur prayer until Magrib stay on the plain of 'Arafat
- Pray Dhur & Asr shortened & combined
[Listen to sermon from Masjid Namira beforehand]
- Spend time in intense supplication

9TH DHU'L-HIJJAH – MUZDALIFAH

- Leave 'Arafat after Magrib
- Go to Muzdalifah
- Pray Magrib & Isha shortened & combined
- Collect pebbles here or back in Mina
- Sleep

10TH DHU'L-HIJJAH – THE DAY OF SACRIFICE [YAUM AL-NAHR]

- Pray Fajr
- Stop at the Sacred Monument [Al-Mash'ar al-Haram] till sunrise
- Proceed to Mina.
Please consult the Sheikhs regarding the order of rituals
- Throw seven pebbles, largest pillar [Jamarat] only
- Shave/Cut hair
- Slaughter an animal
- Circumambulation of Hajj [Tawaf Al-Ifadah]
- Run between Safa & Marwah 7 times [Sa'i]
- Return to Mina before Fajr of the next day

11TH DHU'L-HIJJAH – MINA

- Throw seven pebbles at each of the 3 pillars [Jamarat] [Rami]
- Remain the night in Mina

12TH DHU'L-HIJJAH - MINA

- Throw seven pebbles at each of the 3 pillars [Jamarat] [Rami]
- Remain the night in Mina [Option, for those who choose, to leave Mina]
- HAJJ COMPLETE!

13TH DHU'L-HIJJAH - MINA

- Throw seven pebbles at each of the 3 pillars [Jamarat] [Rami]
- HAJJ COMPLETE!

MAKKAH - MASJID AL-HARAM

- Farewell Circumambulation [Tawaf Al-Wida']



HAJJ ITINERARY - Dhul Hijja

8th (After Fajr Onwards)

Ihram from Hotel in MAKKAH, MINA; pray all prayers shortened each on respective time. Stay the night in MINA.

9th (Morning)

- ARAFAT; join Zuhr and Asr (jam' taqdeem)
- After sunset: MUZDALIFA; join Maghrib & 'Isha together (jam' ta'khir). Stay the night there.
- After fajr: collect 7 pebbles (chick pea size), collect remainder from MINA.

10th

- After sunrise:
MINA: (1) Jamarat, (2) Nahr (Sacrifice), (3) Shaving/ cutting hair, (4) Tawaf al-Ifadha & Sa'i.
- After completing three of these four deeds you are out of Ihram. Now using perfume, soap etc. is permissible but relations with one's spouse are still impermissible; return to MINA.

11th

- MINA, stay at least part of the night, Jamarat: stone all three pillars

12th

- MINA, stay at least part of the night, Jamarat: stone all three pillars, leave MINA before Maghrib time = **Hajj completed!**

13th (optional)

- Mina, Jamarat: stone all three pillars = **Hajj completed!**
- Tawaf al-Wada' before leaving Makkah to Medina, du'aa for coming again

WHAT TO TAKE FOR MINA

(Travel light with a very small bag)

- Small towel & toiletries, toilet tissues
- Ear plugs, in case you can't bear the noise, tents are very noisy from neighbours.
- Small water bottle to fill up there, drinking water is available in Mina and 'Arafat, but not in Muzdalifa.
- Light snacks, but not too much food, some food and drinks are sold there, however shops are busy
- In MINA 3 meals will be provided. In 'Arafat there will be lunch Insha'Allah.

WHAT TO DO IN MINA

- Get ready for prayer approximately one hour before prayer time (crowded)
- In MINA our prayers are shortened but not joined and each is performed in its time. Strive to pray in jama'a (all together).
- Do Dhikr, Istighfar, Tasbih, Du'a and, if possible, try to complete the recitation of the whole Qur'an.
- Eat and drink, get to know people, but take care: only think and speak good, don't invalidate your ihram by vain talk, wrangling, quarrels, gossip, arguing and backbiting as well as any worldly matters in general.
- Train yourself in patience, respect, truthfulness, gratification to Allah, and reduce your needs to the minimum.

NOTES

- There will be a reminder after each prayer
- No meal service in the hotel during the days of Mina
- Whoever wants to go to Jabal al-Rahmah or Masjid Namira will go of their own accord.
- Dome Tours organizes a group to walk together to the Jamarat and Makkah and back to Mina
- Changing clothes is very difficult and you should be mindful of maintaining hijab due to privacy issues.
- Everybody will have to carry their luggage, mattress & blanket.
- Please ensure you take care of the elderly and disabled who travel with you and always try to help others before you care for yourself.
- Travel light!
- Do not take the hotel's blankets and pillows!
- Write your names on your bags and mattresses.
- If there is an announcement, please be quiet and listen carefully, even if you do not understand. Translation will follow.

DISTANCES

- **Makkah- Mina**
up to 1hr by bus, up to 2hrs walking
- **Mina- Arafat**
½ hr by bus
- **Arafat- Muzdalifa**
2hrs by bus
- **Muzdalifa- Mina**
½ hr by bus
- **Mina – Jamarat**
1hr walking
- **Jamarat –Makkah**
1 ½ hr walking, 3-5 hrs by bus
- **Muzdalifa –Mina**
½ hr walking
- **Makkah - Mina**
6-10 hrs by bus, up to 2hrs walking
[Between the 10th and 12th]
- **Mina – Makkah**
up to 10 hrs by bus
[On the 12th]
- **Makkah-Madinah**
8-10hrs by bus
- **Tawaf al-Ifadah and Sa'iy**
up to 5 hrs [On the 10th]

Qurbani (Sacrifice)

Qurbani is **not included** in the package price. However, those who booked in advance of Eid Ul Fitr and took advantage of the special offer will have received a voucher that should be handed in during the administration for Qurbani in Makkah. The approximate cost of a Qurbani is £70-80. Exact details to be confirmed whilst in Makkah Insh'Allah.

Upon receipt of payment (or voucher) we will arrange for Qurbani to be carried out for each pilgrim.

Below is a short description of each of the sacrifices one is able to make:-

Types of Sacrifice

HADIY الهدي

هو ما يذبحه المتمتع والقارن وهو من النسك الواجبة

The compulsory sacrifice a pilgrim offers as part of the rites of Hajj Tamattu' and Qiran

FIDYAH الفدية

هو ما يذبحه الحاج إذا ارتكب محظورا من محظورات الإحرام

The compulsory sacrifice a pilgrim offers as a penalty if the conditions of ihram are violated.

SADAQA الصدقة

هي ما يتقرب بها إلى الله تعالى

The voluntary sacrifice a pilgrim may offer during the period of Hajj as a charity.

UDHIYYAH (Qurbani) الأضحية

هي سنة مؤكدة يقوم بها المستطيع من المسلمين من غير الحجاج في أيام العيد

The voluntary sacrifice a non-pilgrim offers during the days of Eid. It is a highly recommended act (Sunnah Mu'akkadah)



Medina

Dome Tours International will arrange coaches to transport you to Medina via the Hajj Ministry. All luggage should be taken with you as you shall not be returning to Makkah.

What and where to buy in Medina

Most people prefer to do their shopping in Medina, after the activity of Makkah it provides a more serene atmosphere for shopping indulgence. It is particularly renowned for its books, clothes and jewellery outlets.

Places to eat

Unlike Makkah the emphasis in Madinah is towards modern fast food outlets, with most of the international names are available around the Haram.

Making the best of Medina

Medina is the city of the Prophet SAW, the city has a unique sense of tranquillity about it. At its heart is the Masjid un Nabwi established by the Prophet SAW himself and is his final resting place.

The Messenger of Allah (peace and blessings of Allah be upon him) said, "Prayer in this masjid of mine is superior to a thousand prayers elsewhere, except for Masjid al-Haram and prayer in Masjid al-Haram is superior to one hundred thousand prayers elsewhere" (Ahmad and ibn Majah)

The Messenger of Allah (peace and blessings of Allah be upon him) said, "One should undertake a journey only to three Masjid (with the intention of Ziyarat) Masjid al Haraam, Masjid

Aqsa and this Masjid of mine." (Tirmidhi)

The Messenger of Allah (peace and blessings of Allah be upon him) said "Between my house and my pulpit, lies one of the gardens of paradise, and my minbar stands upon my pool of water." (Bukhari, Muslim)

After having entered the city enter Masjidun Nabawi soon thereafter. Enter the Masjid with the right foot and with utmost humility and reverence.

One may enter the Masjid Nabawi from any entrance one desires. However, it is of greater merit to enter through the entrance known as Bab Jibreel.

Etiquette of visiting Prophet Mohammad's (PBUH) grave

Pray two Rakaat Sunnah in Al-Rawdah if possible

1. Stand in front of the Prophet's (PBUH) grave silently and convey Salaam to the Prophet of Allah
2. Move right to the grave of Abu-Bakr and make Salaam
3. Move right to the grave of Omar and make Salaam

Avoid the following:

- Praying (Salat) facing the graves
- Don't touch or kiss the graves
- Don't circle around the graves

Finally

Make your Du'aa facing away from the graves and towards the Qibla.

If possible, prolong your stay in Al-Masjid Al Nabawi, especially Al-Rawdah - the area distinguished by its white coloured carpet as opposed to red elsewhere.

ZIARAAT

Dome Tours will arrange a trip to visit historical sites in Medina.

MASJID QUBAA'

- Masjid Qubaa' is located in the ancient town of Qubaa', appr. 4 miles from Madinah.
- It is the first mosque established by the Prophet (sas) on Arabian soil immediately upon his migration from Makkah to Madina. Before entering Madina itself he built that mosque and stayed there for a few days.

MASJID AL-QIBLATAYN

- Masjid al-Qiblatayn (literally: the mosque of the two directions) is located appr. 3 miles from Madinah.
- After facing Jerusalem as the qiblah of Muslims, the qibla changed towards Makkah in the 2nd year of Hijrah, complying with the Prophet's deep wish to do so. While he led Dhuhr prayer in that very mosque, verse 2:144 was revealed ordering face towards Makkah. "We see the turning of your face (for guidance) to the heavens: now shall We turn you to a qiblah that shall please you. Turn then in your face in the direction of the sacred mosque: wherever you are turn faces in that direction." (2:144).

- The masjid's name thereafter changed to Masjid al-Qiblatayn to commemorate this momentous and historical event.

JABAL UHUD

- The famous Jabal Uhud marks the location of the battle of Uhud in the year 3AH.
- The Mekkan kuffaar had chosen to mount an offensive with 3000 well armed soldiers against the Muslims of Madinah.
- They were met by a Muslim force of 700 men at the foot of Jabal Uhud
- As the Muslim army was close to defeat, there were many Muslims martyred –such as the Prophet's uncle Hamzah- and buried inside a brick enclosure at the foot of the mountain. The Prophet himself was wounded in this battle.

JANNAT AL-BAQI'

(can be visited separately and not part of Ziyarat trip)

- This is a large cemetery located across the street on the east side of Al-Masjid al-Nabawi.
- Enclosed within a large ornate wall, this cemetery is the last resting place of many of the Companions of the Prophet (sas), his wives and children and famous Muslim scholars.



Leaving Saudi

Departure process

- Coaches will be arranged to transport you from Medina to the airport.
- Timing is essential therefore please pack your luggage well in advance to avoid last minute delays.
- Lifts can be very busy.
- Luggage should be retained within the luggage allowance.
- ZamZam should be wrapped with plastic at the airport prior to departure to avoid leakages.
- You will depart Saudi similarly to any other country, checking in your luggage, security, going through immigration, passport control and departure lounge.
- We will depart Medina to London with a short stay in Istanbul en route.
- May Allah (SWT) accept our efforts, your Hajj and dua's.
- We ask you to forgive us for any of our shortcomings and make dua for us.



Be part of the Dome Tours family

Alhamdulillah, you have now completed your Hajj and been able to fulfil the last pillar of Islam. This journey, though challenging at times, will Insha'Allah prove to be a life-changing experience.

On our return to the UK, we will become immersed once again in our daily routine, our work and, over time, may forget the experiences we shared, the memories we have will fade and the friendships we made on our journey may cease. To this end, to keep in touch with the Dome Tours team and fellow pilgrims, why not become part of the DT family?

How can you do that?

Blog

Those interested in keeping a travel journal of their experiences before, during and after Hajj are encouraged to keep regular diary entries and images. Upon completion, forward this on to the DT team and we will upload this onto our blog. As well as a way of retaining some special memories and personal feelings, this will serve as a great resource for future pilgrims.

Facebook

Granted – not everyone's cup of tea!! But we do have a FB page. This is an opportunity to upload some photographs and write messages. A fun way to keep in touch.

Telephone / Visit

For the more "traditional" folk, why not give us a call or pay us a visit at the office. It's always nice to hear and receive past pilgrims, to listen to

their experiences over a cup of tea or just a quick phone call to say Ramadan / Eid Mubarak.

Pray

Last, but by no means least, pray for us and each other, calling to mind the Hadith of the Prophet (peace and blessings be upon him),

"A Muslim's supplication for his brother in secret is answered. At his head an angel is appointed, and whenever he supplicates for his brother with something good, the angel appointed to him says, 'Ameen, and likewise for you'" (Muslim).

Abu Hurairah (may Allah be pleased with him) relates that the Prophet (peace and blessings be upon him) said, *Allah will ask on the Day of Judgment: "Where are those who loved each other for the sake of My glory? Today, on a day when there is no shade but Mine, I shall shade them with My shade."* (Muslim)

Feedback

In order to improve our service and serve Allah's guests better in the future, we value your input and feedback. Please take a few minutes to complete the feedback form on our website or the form handed to you at the end of the trip. You may also visit <http://www.hajjratings.com> to leave comments about the trip and your experience.



Notes

Date/Day	Events, expectations, experiences, feelings	Notes

Date/Day	Events, expectations, experiences, feelings	Notes

Name

Ref

Telephone

Makkah Hotel

Makkah Hotel Room

Medinah Hotel

Medinah Hotel Room

